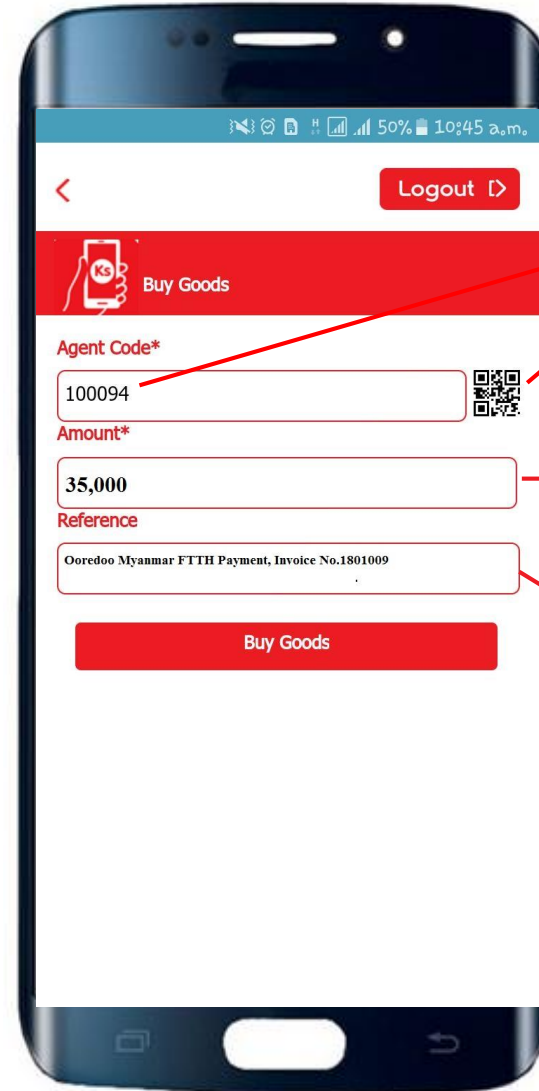
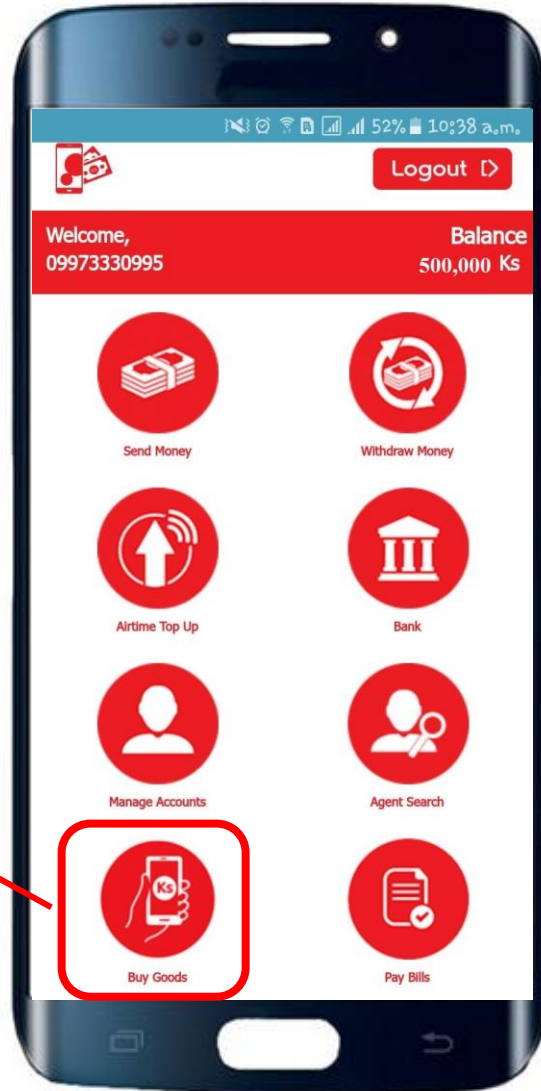


# Buy Goods (Customer Interface)



Buy Goods

Click on **“Buy Goods”** to make the payment

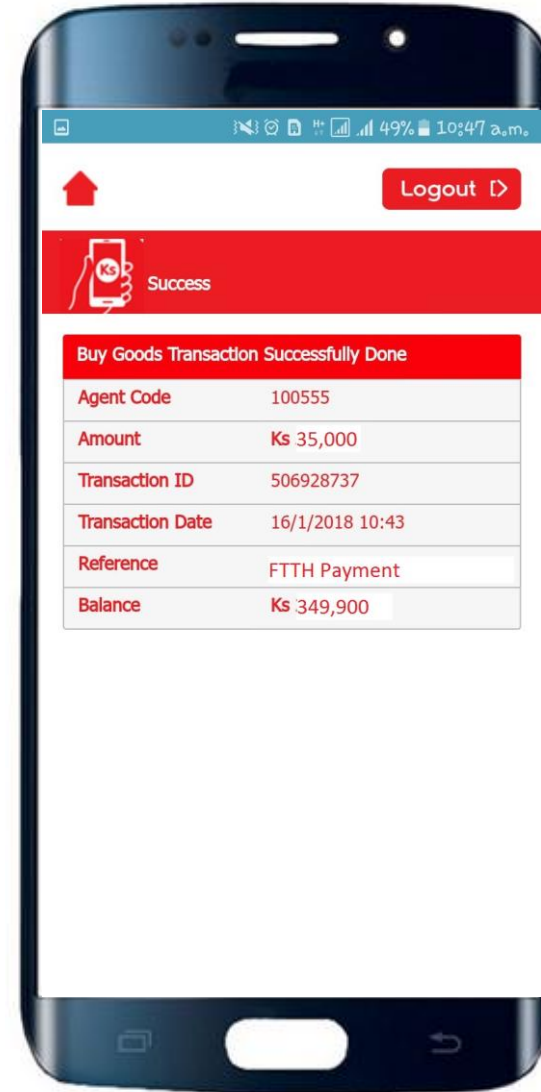
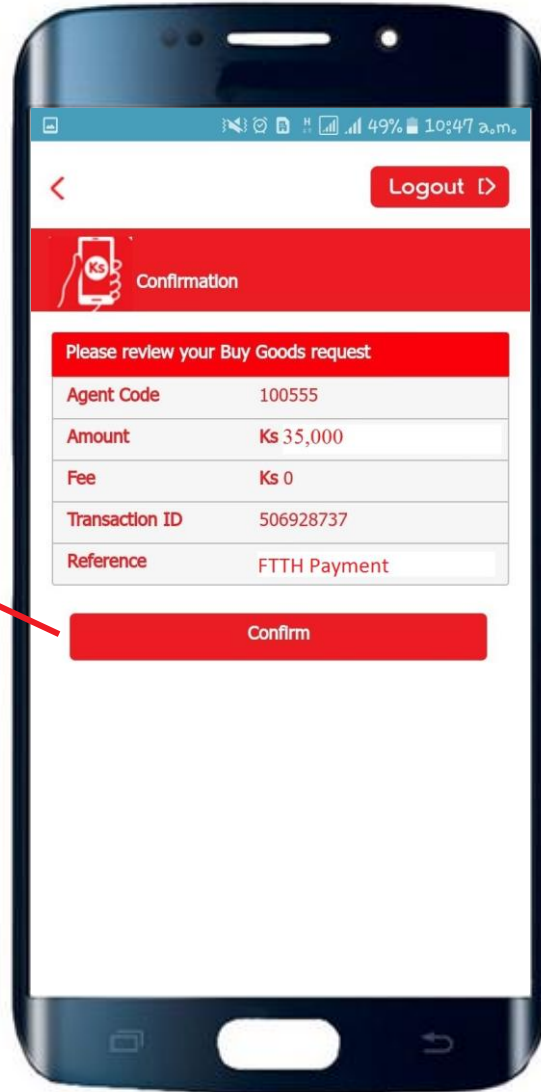


Enter FTTH Merchant Code (or)  
Scan the Merchant Code  
**(FTTH Merchant Code – 100000)**

Enter Amount as per invoice (MMK)

Input invoice number of payment  
(or) FTTH customer ID

# Buy Goods (Customer Interface) cont.



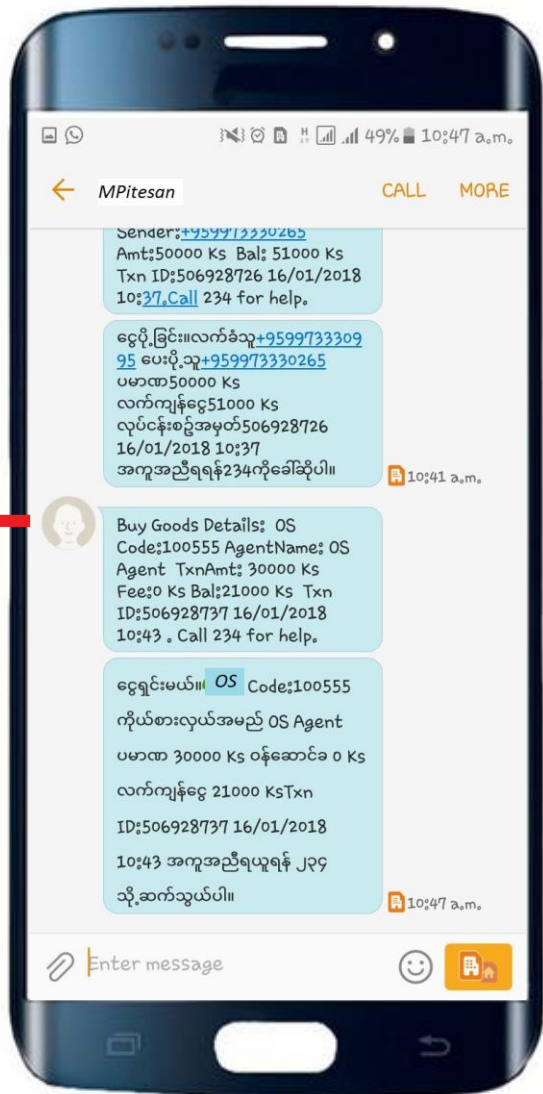
Payment is successful done with fully transaction details.

- Transacted Agent
- Transacted Amount
- Transaction ID
- Transaction date and time
- Customer reference
- M-Pitesan wallet balance

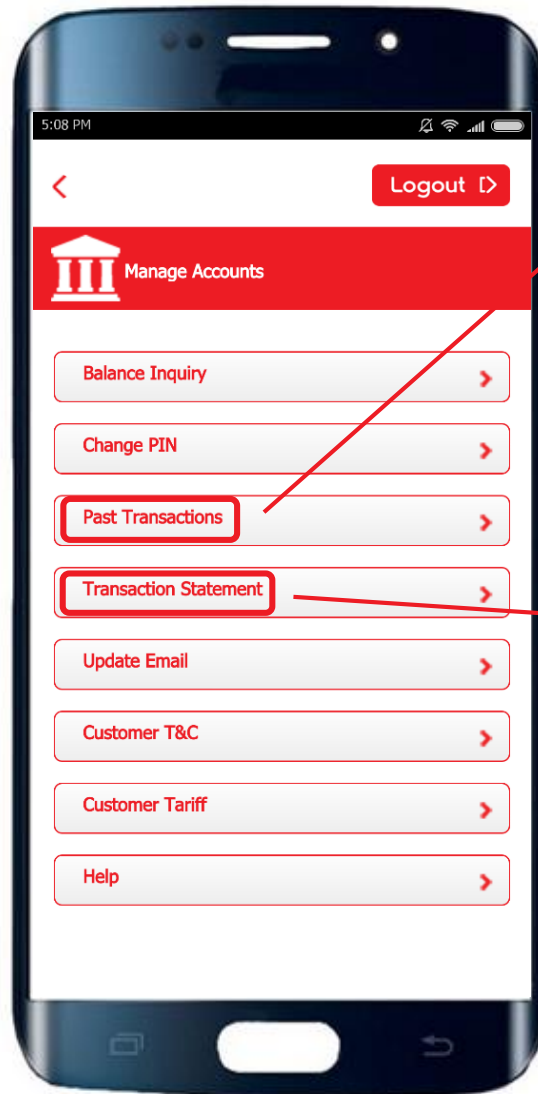
Click on “Confirm” after thoroughly checking :

- ✓ FTTH Agent Code (101010)
- ✓ Invoice Amount
- ✓ Reference (note for payment)

# Buy Goods (Customer Interface) cont.



Payment successful message in both Burmese and English will be received in transacted mobile phone once transaction is done.



Logout

Transactions

Customer Air time Top-u...	30/08/2017 17:02	Ks 1,000.00	504755999
Customer Air time Top-u...	30/08/2017 17:01	Ks 1,000.00	504755997
Customer Air time Top-u...	30/08/2017 16:59	Ks 1,000.00	504755995
Others airtime topup at ...	30/08/2017 16:58	Ks 1,000.00	504755993
Customer self airtime to...	30/08/2017 16:57	Ks 1,000.00	504755991
Customer cash out at ag...	30/08/2017 16:56	Ks 1,000.00	504755989
Send Money MM custom...	30/08/2017 16:54	Ks 3,000.00	504755987
Send Money MM custom...	30/08/2017 16:53	Ks 1,000.00	504755986
Send Money MM custom...	30/08/2017 14:46	Ks 50,000.00	504755965

Logout

Transaction Statement

From Date

01/08/2017

To Date

30/08/2017

Email Statement

- Very recent payment transactions can be checked on "Past Transactions"
- For old payment after months can be checked on asking "Transaction Statement"